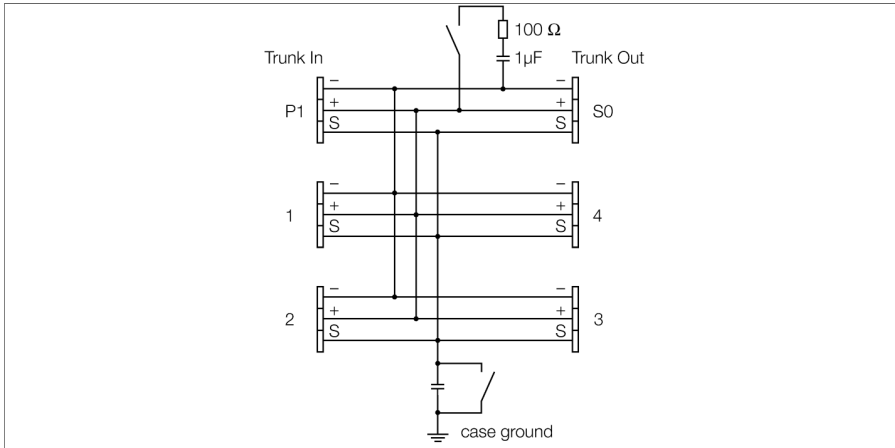


FOUNDATION fieldbus and PROFIBUS-PA IP20 junction box, 4-channel JRBS-40-4C/EX



The 4-channel Ex junction box JRBS-40-4C/EX is designed for fieldbus systems according to IEC 61158-2, i.e. it is suited for both FOUNDATION™ fieldbus as well as PROFIBUS-PA.

The housing is made of powder-coated aluminium and is IP20 rated.

The junction box is equipped with an activatable terminating resistor for the bus. The switch is integrated in the housing on the board.

Shielding and housing can be connected directly via a second switch which is also located on the board.

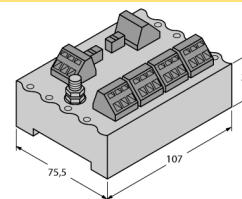
Note: It must be ensured that there is sufficient equipotential bonding in the system. The device is connected to the equipotential bonding via the housing's M5 x 1 grounding bolt.

Accessories: To increase the degree of protection, there are various aluminium and stainless steel housings with IP6x rating and various cable glands available on request.

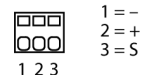


- Junction box for DIN rail mounting
- Switch-in terminating resistor
- Cable shielding: Capacitive or direct connection with housing potential selectable via switch
- aluminium housing
- Entity and FISCO compliant according to IEC 60079-11

Dimensions



Terminal assignment



1 = -
2 = +
3 = S

1 2 3

Type	JRBS-40-4C/EX
ID	6611448
Fieldbus standard	IEC 61158-2
Operating voltage	9...32 VDC
Ex approval acc. to conformity certificate	PTB 05 ATEX 2002
Device designation	Ⓢ II 2 G Ex ib IIC/IIB T4
Device marking	Ⓢ II 2(1) G Ex ia IIC/IIB T4
	Ⓢ II 2 G (2D) Ex ib [ibD] IIB T4
	Ⓢ II 2(1) G (1D) Ex ia [iaD] IIB T4
	FISCO / Entity field device
Entity Parameter	
Max. output voltage U_o	≤ 24 V
Max. output current I_o	≤ 250 mA
Max. output power P_o	≤ 2560 mW
Max. input voltage U_i	≤ 24 V
Max. input current I_i	≤ 250 mA
Max. input power P_i	≤ 2560 mW
FISCO parameter according to IEC 60079-11	
Max. output voltage U_o	≤ 17.5 V
Max. output current I_o	≤ 380 mA
Max. output power P_o	≤ 5320 mW
Max. input voltage U_i	≤ 17.5 V
Max. input current I_i	≤ 380 mA
Max. input power P_i	≤ 5320 mW
External inductance/capacitance L/C,	Trunk (In/Out): negligible / ≤ 5.00 nF per field current circuit: negligible / ≤ 0.82 nF Σ field current circuits: negligible / ≤ 5.00 nF
Ex approval acc. to conformity certificate	TURCK Ex-13002H X
Device designation	Ⓢ II 3 G Ex nA IIC T4 Gc
Device designation	Ⓢ II 3 G Ex ic IIC T4 Gc
Electrical connection	Spring type terminals
Segment IN	4 x Cage clamp terminal
Segment OUT	1 x Cage clamp terminal
Spur line	1 x Cage clamp terminal
Terminal cross-section	0.2...2.5 mm ² (AWG: 24...14)
Earthing bolt	M5 x 1
Protection class	IP20
MTTF	705 years acc. to SN 29500 (Ed. 99) 40 °C
Ambient temperature	-25...+70 °C
Housing material	Aluminium
Housing color	Black
Dimensions	107 x 31 x 75.5 mm
Connection mode	snap-fit on DIN rail (DIN 60715)