

TX400 HMI/PLC Product Series

10" Display — CODESYS V3 PLC with TARGET and WEB VI-SU

High-Quality Plastic Housing and Front Film with Capacitive Touch

TX410-P3CV01

ID	100051169
Display/touch	
Display	TFT colour
Touchscreen	Capacitive
Active screen area	10"
Resolution (pixels)	1280 × 800 pixels WXGA
Format	16:9
Brightness	400 cd/m ² typ.
dimnable	Yes, To 0 %
Controller	
Processor	64-bit RISC, Quad core 1.6 GHz
Memory	4 GB Flash
RAM memory	2048 MB
Add-on memory	1 x USB host port
Real time clock	Yes (battery-buffered)
PLC data	
Programming	CODESYS V3
Released for CODESYS version	V 3.5.19.20
Programming languages	IEC 61131-3 (IL, LD, FBD, SFC, ST)
Programming interface	Ethernet
Program memory	20000 kByte
Non-volatile memory	63 kByte
Interfaces	
Onboard	2 × RJ45 Ethernet, 1 × CAN, 1 × RS232/RS485/RS422, 1 × USB host, 1 × power supply
Ethernet	ETH0 - 10/100 Mbit ETH1 - 10/100 Mbit
Protocols	PROFINET (Controller/Device) EtherNet/IP (Scanner/Adapter) Modbus TCP (Server/Client) EtherCAT (MainDevice)
Fieldbus	Modbus RTU (Server/Client) CANopen (Server)
USB	1 × host port
Serial	1x RS232 / RS485 / RS422, 1x CAN
Power supply	
Rated value	24 VDC, max. 1.1 A
Admissible voltage range	10...32 VDC



- 2 separate RJ45 Ethernet ports
- 1 serial interface (RS232/RS422/RS485)
- 1 CAN interface
- 1 USB host port

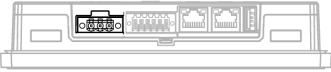
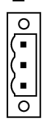
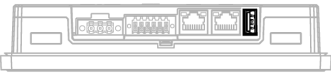

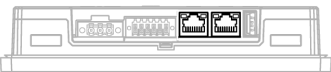

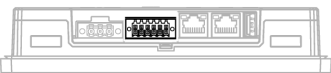
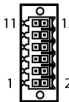
General data

Operating ambient conditions	-20...55 °C, 5...85 % relative humidity, non-condensing
Storage ambient conditions	-30...70 °C, 5...85 % relative humidity, non-condensing
Approvals	CE cULus
Protection class	IP66 front, IP20 rear NEMA type: 12/4X

Dimensions

Front (W x H x D)	197 x 282 x 37 mm
Cut-out (W x H)	271 x 186 mm
Mounting depth	29+8 mm
Weight	approx. 1.3 kg

Connection and pin assignment

	<p>Power Supply</p> <p>The power supply connector is delivered with each device. 7/8" male receptacle for enclosure (example): RSF 40-1M W/LN Ident. no. U-36648</p>	<p>Pin Assignment</p>  <p>1 = 24 VDC 2 = 0V 3 = $\frac{1}{2}$</p>
	<p>USB Interface</p>	<p>Pin Assignment</p>  <p>1 = 5 VDC 2 = D - 3 = D + 4 = GND</p>
	<p>Ethernet</p> <p>Ethernet ports ETH1 and ETH2 (10/100 Mbit)</p> <p>The Ethernet ports are independent, but can be bridged with ETH0.</p> <p>Ethernet cordsets (examples):</p> <p>RJ45-RJ45: RJ45S RJ45S 441-2M Ident. no. U-06842</p> <p>RJ45-M12 D-code: RSSD RJ45S 441-2M Ident. no. U3-00525</p> <p>RJ45-M8: PSGS 4M RJ45S 4413-2M Ident. no. U2-24205</p> <p>RJ45-M12 D-code female receptacle: RJ45S FKSDDED 441-1M Ident. no. U-03569</p>	<p>Pin Assignment</p>  <p>12345678</p> <p>1 = TX + 2 = TX - 3 = RX + 4 = n.c. 5 = n.c. 6 = RX - 7 = n.c. 8 = n.c.</p>
	<p>Serial Interface</p> <p>The serial interface can be operated either as RS232, RS485 or RS422.</p>	<p>Pin assignment</p>  <p>1 = CAN - H 2 = CAN 120 Ohm 3 = CAN - CAN-L 4 = CAN - CAN-H 5 = CAN - GND 6 = CAN - SHIELD 7 = GND 8 = SHIELD 9 = RTS / CHA+ 10 = CTS / CHB+ 11 = TXD / CHA- 12 = RXD / CHB-</p>

Accessories

Type code	Ident-No.		Dimension drawing
TX700-MOUNT-10	100003189	TX700 mounting bracket and power connectors for 10" devices	

Function accessories

Type code	Ident-No.		Dimension drawing
TX-PSC	100002938	Power Supply Male Connector for TX HMI Devices	